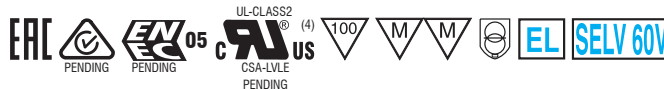


SLIM HPFU

Direct current electronic drivers
Alimentatori elettronici in corrente continua

Made in Italy 

constant CURRENT constant VOLTAGE



RIPPLE FREE
Pst LM ≤ 1
SVM ≤ 0,4



1.2

Single current drivers - With PFC - Switchable
Alimentatori corrente singola - Con PFC - Non regolabili



Rated Voltage
Tensione Nominale
100 ÷ 120 V ⁽²⁾
220 ÷ 240 V

Frequency
Frequenza
50-60 Hz

AC Operation range
Tensione di utilizzo AC
90 ÷ 264 V

DC Operation range
Tensione di utilizzo DC
(see page info15)
170 ÷ 280 V

Power - Potenza
0 ÷ 15 W

iTHD
≥ 40% ⁽¹⁾

Output current ripple
≤ 3% ⁽¹⁾

Standards compliance
CSA C22.2 no. 223
EN 55015
EN 61000-3-2
EN 61000-3-3
EN 61347-1
EN 61347-2-13
EN 61547
UL 1310
VDE 0710-T14

Max. pcs for CB B16A
(see page info17)
27 pcs

In rush current
27A 250μsec

Article Articolo	Code Codice	P out W	V out DC ⁽¹⁾	I out DC	U out V	ta °C	tc °C	λ max. Power Factor	η max. Efficiency ⁽¹⁾
Constant current output - Uscita in corrente costante									
SLIM 15W 350mA HPFU	141110	15 (8 ⁽²⁾)	2...43	350 mA cost.	44	-25...+45	80	0,88 (0,9 ⁽²⁾) C	90
SLIM 14W 500mA HPFU	141112	14 (6 ⁽²⁾)	2...27	500 mA cost.	29	-25...+45	80	0,88 (0,89 ⁽²⁾) C	82
SLIM 11W 700mA HPFU	141114	11 (6 ⁽²⁾)	2...17	700 mA cost.	18	-25...+45	80	0,87 (0,89 ⁽²⁾) C	80
Constant voltage output - Uscita in tensione costante									
SLIM 13W 12V HPFU	141120	13 (6 ⁽²⁾)	12 cost.	1,08 A max.	-	-25...+50	80	0,88 (0,9 ⁽²⁾) C	80
SLIM 13W 24V HPFU	141122	13 (6 ⁽²⁾)	24 cost.	550 mA max.	-	-25...+50	80	0,88 (0,9 ⁽²⁾) C	90

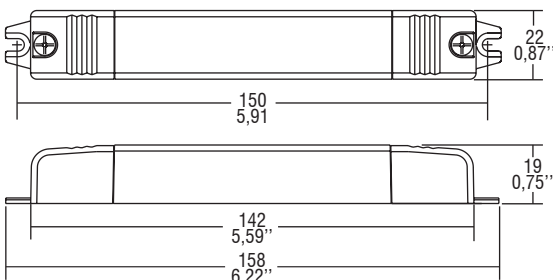
⁽¹⁾ Referred to V_{in} = 230 V, 100% load - Riferito a V_{in} = 230 V, carico 100%

Light output level in DC operation: Factory default 100% EOfi=1

Livello di emissione luminosa in funzionamento DC: Impostazioni di fabbrica 100% EOfi=1

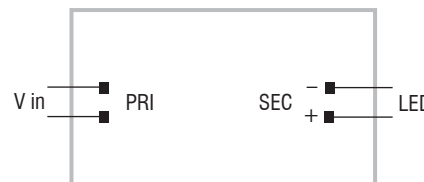
 **IP 20**  **SCREW FIXING**  **Ø32 1,26"**  **Weight - Peso:**
gr. 55 / 2 oz.
Pcs - Pezzi 50

Compatible with ZHAGA (BMS)



Wiring diagram - Schema di collegamento

(Max. LED distance on page info8 - Massima distanza LED a pagina info8)




Features

- IP20 independent driver, for indoor use.
- Class II protection against electric shock for direct or indirect contact.
- Supplied with terminal cover and cable retainer.
- Input and output terminal blocks on opposite sides (wire cross-section up to 2,5 mm² / AWG13).
- Single terminal block on primary and secondary circuit.
- Clamping screws on primary and secondary circuits for cables with diameter: min. 3 mm - max. 8 mm.
- Driver can be secured with slot for screws.
- Protections:
 - against overheating and short circuits;
 - against mains voltage spikes;
 - against overloads.

Caratteristiche

- Alimentatore indipendente IP20, per uso interno.
- Protetto in classe II contro le scosse elettriche per contatti diretti e indiretti.
- Fornito di coprimorsetto e serracavo.
- Morsetti di entrata e uscita contrapposti (sezione cavo fino a 2,5 mm² / AWG13).
- Singola morsettiera su primario e secondario.
- Serracavo su primario e secondario per cavi di diametro: min. 3 mm - max. 8 mm.
- Fissaggio dell'alimentatore tramite asole per viti.
- Protezioni:
 - termica e cortocircuito;
 - contro le extra-tensioni di rete;
 - contro i sovraccarichi.



The data shown are preliminary and may change - I dati riportati sono preliminari e potrebbero subire variazioni