

VEGA 75W - 320W FPD IP67

Direct current dimmable electronic drivers
Alimentatori elettronici regolabili in corrente continua



Article - Articolo	Code - Codice
FPD PROGRAMMING TOOL 2.0	127094
LINK TO DOWNLOAD PROGRAMMING SOFTWARE LINK PER SCARICARE SOFTWARE DI PROGRAMMAZIONE www.tci.it/TCI_tools/VEGA_SOFTWARE_2.0.zip	



4.4

High power programmable

Rated Voltage Tensione Nominale

100 ÷ 200 V⁽⁵⁾
200 ÷ 240 V
277 V

Frequency Frequenza

50-60 Hz

AC Operation range Tensione di utilizzo AC

90 ÷ 305 V

Power - Potenza

28 ÷ 320 W

iTHD

≤ 10%⁽¹⁾
≤ 15%⁽⁴⁾

Stand by power

≤ 0,5 W

Output current ripple

≤ 5%⁽¹⁾

Standards compliance

EN 55015
EN 61000-3-2
EN 61000-3-3
EN 61347-1
EN 61347-2-13
EN 61547
EN 62384
EN 62493
UL 8750

Max. pcs for CB B16A

(see page info17)

75W: 11 pcs
105W: 6 pcs
150W: 5 pcs
200W: 4 pcs
240W: 4 pcs
320W: 2 pcs

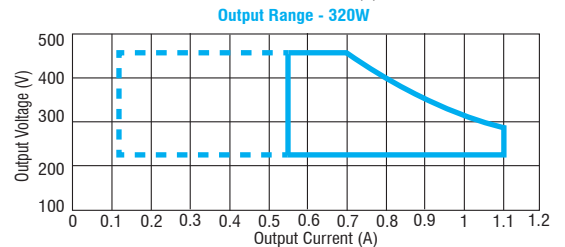
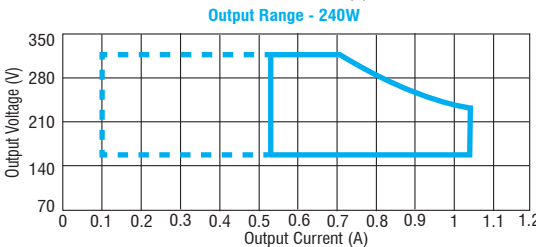
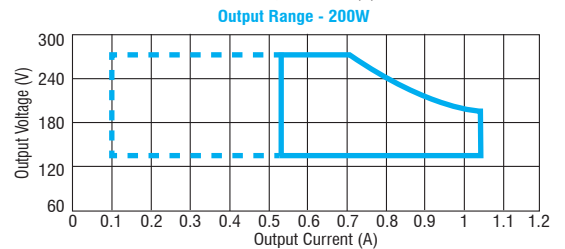
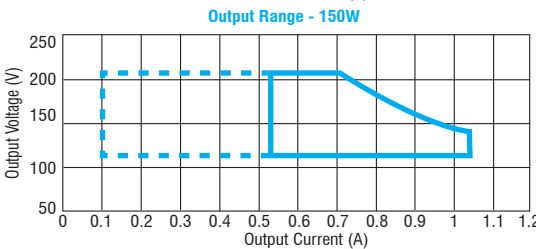
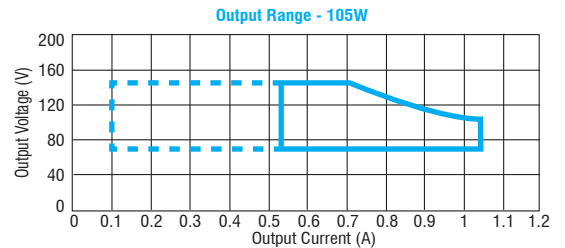
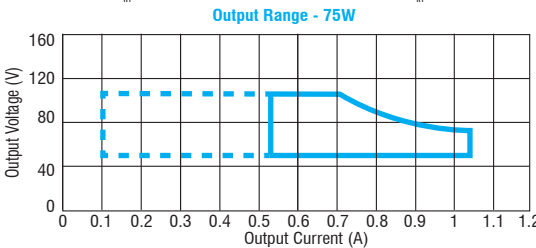
In rush current

75W: 38A 312μsec
105W: 39A 456μsec
150W: 40A 592μsec
200W: 40A 652μsec
240W: 41A 764μsec
320W: 100A 846μsec

Article Articolo	Code Codice	P out W	V out DC	I out DC	Default I out DC	U out V	ta °C	tc °C	λ max. Power Factor ⁽²⁾	η max. Efficiency ⁽¹⁾
VEGA 75/530-1050 FPD IP67 ⁽³⁾⁽⁴⁾	127840	28...75	54...108	530...1050 mA cost.	700 mA	120	-40...+60/50 ⁽⁵⁾	90	0,95	> 90 %
VEGA 105/530-1050 FPD IP67	127841	40...105	75...150	530...1050 mA cost.	1050 mA	170	-40...+60/50 ⁽⁵⁾	90	0,95	> 92 %
VEGA 150/530-1050 FPD IP67	127842	56...150	107...214	530...1050 mA cost.	1050 mA	240	-40...+60/50 ⁽⁵⁾	90	0,95	> 92 %
VEGA 200/530-1050 FPD IP67	127843	75...200	143...286	530...1050 mA cost.	700 mA	300	-40...+60/50 ⁽⁵⁾	90	0,95	> 93 %
VEGA 240/530-1050 FPD IP67	127844	90...240	171...343	530...1050 mA cost.	1050 mA	360	-40...+60/50 ⁽⁵⁾	90	0,95	> 93 %
VEGA 320/550-1100 FPD IP67	127845	125...320	228...457	550...1100 mA cost.	1050 mA	480	-40...+60/50 ⁽⁵⁾	90	0,95	> 92 %

⁽¹⁾ Referred to $V_{in} = 230 V$, 100% load - Riferito a $V_{in} = 230 V$, carico 100%

⁽²⁾ Referred to $V_{in} = 100-200 V$, 100% load - Riferito a $V_{in} = 100-200 V$, carico 100%



Programmed Range

Features

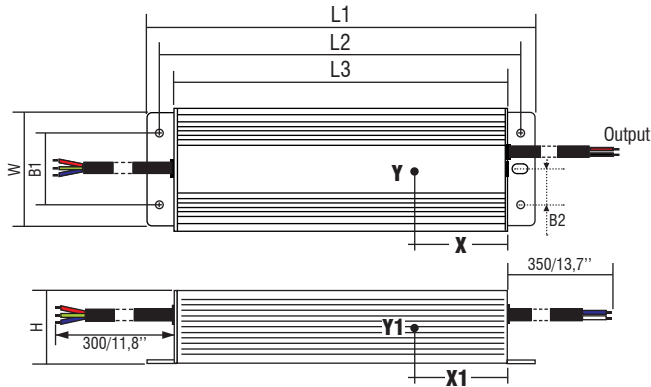
- Independent driver with case IP67 (see page info7 for the correct connection of connecting leads/tails).
- Class I protection against electric shock for direct or indirect contact.
- Active Power Factor Corrector.
- Current regulation ±5 % including temperature variations.
- Supplied with connecting leads/tails on primary and secondary circuits for connection.
- Protections:
 - against overheating and short circuits;
 - against mains voltage spikes;
 - against overloads.
- Thermal protection = C.5.a.

Caratteristiche

- Alimentatore indipendente con case IP67 (vedi pagina info7 per il corretto collegamento dei cavi di connessione).
- Protetto in classe I contro le scosse elettriche per contatti diretti e indiretti.
- PFC attivo.
- Corrente regolata ±5 % incluse variazioni di temperatura.
- Fornito di cavi di connessione su primario e secondario per il collegamento.
- Protezioni:
 - termica e cortocircuito;
 - contro le extra-tensioni di rete;
 - contro i sovraccarichi.
- Protezione termica = C.5.a.

The data shown are preliminary and may change - I dati riportati sono preliminari e potrebbero subire variazioni

Direct current dimmable electronic drivers
Alimentatori elettronici regolabili in corrente continua



Article Articolo	Dimensions - Dimensioni						Weight - Peso	Tc C°			
	L1	L2	L3	W	H	B1		X	Y	X1	Y1
VEGA 75/530-1050 FPD IP67	128	117	114	68	37	34	gr. 500 / 17,6 oz.	-	-	46	25
VEGA 105/530-1050 FPD IP67	153	142	139	68	37	38	gr. 700 / 24,7 oz.	58	48	-	-
VEGA 150/530-1050 FPD IP67	173	162	159	68	37	34	gr. 1000 / 35,3 oz.	49	44	-	-
VEGA 200/530-1050 FPD IP67	193	182	179	68	40	34	gr. 1200 / 42,3 oz.	73,5	28,5	-	-
VEGA 240/530-1050 FPD IP67	208	198	194	68	40	34	gr. 1100 / 38,8 oz.	-	-	88,5	26,5
VEGA 320/550-1100 FPD IP67	231	220	216	98	42	40	gr. 1550 / 54,6 oz.	65	25	-	-

Wiring diagrams - Schemi di collegamento (Max. LED distance at page info8 - Massima distanza LED a pagina info8)

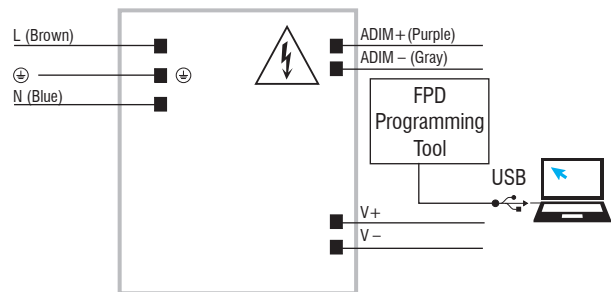
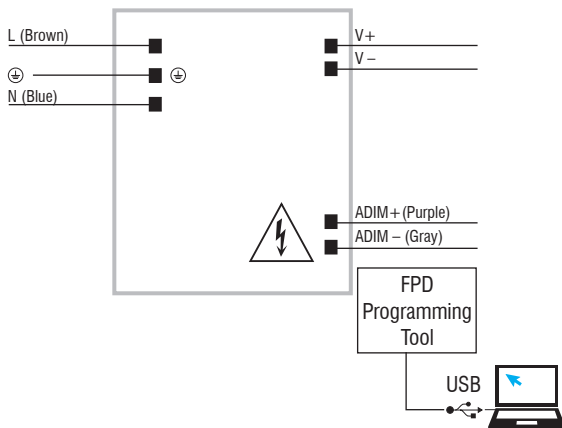


Diagram for 320 W - Collegamento per 320 W

Operation Mode

- **FULL PROGRAMMABLE (FPD)** devices allow the user to set different parameters without need of switching on the product.
- The **FULL PROGRAMMABLE (FPD)** functions can be set with the **FPD PROGRAMMING TOOL** interface through **0/1...10 V** port.
- Light regulation: 0/10-100% by means of 0/1...10 V local interface.
- The main available features are:
 - **CLO** (Constant Light Output);
 - **MIDNIGHT**: automatic dimming according to programmed parameters;

For additional details for regulations see pages info12-14.

Modalità di funzionamento

- I dispositivi **FULL PROGRAMMABLE (FPD)** permettono all'utente di impostare diversi parametri senza la necessità di accendere il prodotto.
 - Le funzioni **FULL PROGRAMMABLE (FPD)** possono essere impostate con l'interfaccia **FPD PROGRAMMING TOOL** tramite porta **0/1...10 V**.
 - Regolazione della luminosità: 0/10-100% mediante interfaccia locale 0/1...10 V.
 - Le principali caratteristiche disponibili sono:
 - **CLO** (Constant Light Output);
 - **MIDNIGHT**: regolazione automatica secondo i parametri programmati.
- Per ulteriori dettagli sulle regolazioni vedi pagine info12-14.