

STMP IP54 HPFU

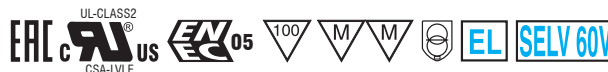

IP54 resin-bonded direct current electronic drivers
Alimentatori elettronici in corrente continua resinati IP54

Made in Italy 

constant CURRENT constant VOLTAGE

RIPPLE FREE

Pst LM ≤ 1
SVM ≤ 0,4



Rated Voltage
Tensione Nominale
100 ÷ 127 V ⁽²⁾
100 ÷ 240 V

Frequency
Frequenza
50-60 Hz

AC Operation range
Tensione di utilizzo AC
90 ÷ 264 V

DC Operation range
Tensione di utilizzo DC
(see page info15)
176 ÷ 275 V

Power - Potenza
1 ÷ 10 W

iTHD
≥ 40% ⁽¹⁾

Output current ripple
≤ 3% ⁽¹⁾

Standards compliance
CSA-C22.2 n° 250.13
EN 55015
EN 61000-3-2
EN 61000-3-3
EN 61347-1
EN 61347-2-13
EN 61547
VDE 0710-T14
UL 8750

Max. pcs for CB B16A
(see page info17)
50 pcs

In rush current
20A 170μsec

Article Articolo	Code Codice	P out W	V out DC ⁽¹⁾	I out DC	U out V	ta °C	tc °C	λ max. Power Factor	η max. Efficiency
STMP 9W 250mA HPFU	127709	6 ⁽²⁾ /9	2...36	250 mA cost.	39	-20...+55	80	0,88 C	> 79 %
STMP 6W 500mA HPFU	127705	6	2...12,6	500 mA cost.	13	-25...+50 ⁽²⁾ /55	75	0,8 (0,9 ⁽²⁾) C	> 72 %
STMP 8W 700mA HPFU ⁽³⁾	127701	6 ⁽²⁾ /8	2...12	700 mA cost.	13	-20...+45	80	0,87 C	> 77 %
STMP 8W 350mA HPFU	127703	6 ⁽²⁾ /8	2...23	350 mA cost.	24	-20...+55 ⁽²⁾ /60	80	0,87 C	> 78 %
STMP 10W 350mA HPFU	127704	6 ⁽²⁾ /10	2...30	350 mA cost.	32	-20...+55	80	0,88 C	> 79 %

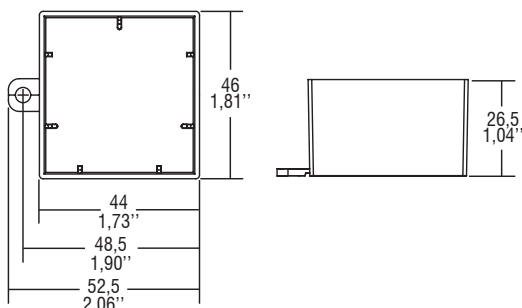
⁽¹⁾ Referred to V_{in} = 230 V, 100% load - Riferito a V_{in} = 230 V, carico 100%

⁽³⁾ WITHOUT UL - Senza UL

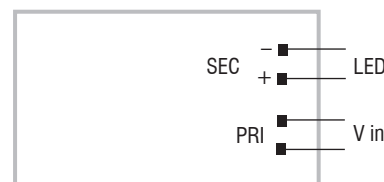
Light output level in DC operation: Factory default 100% EOfi=1

Livello di emissione luminosa in funzionamento DC: Impostazioni di fabbrica 100% EOfi=1

CASE
IP 54 Weight - Peso gr. 90 / 3,17 oz.
Pcs - Pezzi 50



Wiring diagram - Schema di collegamento
(Max. LED distance at page info8 - Massima distanza LED a pagina info8)



Features

- **Not dimmable driver.**
- Driver with IP54 case, suitable for installation in humid environments or with water spray (see page info7 for the correct connection of connecting leads).
- It can be used for lighting equipment in protection class I and II.
- Supplied with input and output connecting leads on the same side.
- Ultra compact size.
- Protections:
 - against overheating and short circuits;
 - against mains voltage spikes;
 - against overloads.
- Current regulation -8 %... +5 % including temperature variations.

Caratteristiche

- **Alimentatore non regolabile.**
- Alimentatore con involucro IP54, adatto all'installazione in luoghi umidi o con spruzzi d'acqua (vedi pagina info7 per il corretto collegamento dei cavi di connessione).
- Utilizzabile per apparecchi di illuminazione in classe di protezione I e II.
- Fornito di cavi di entrata e uscita sullo stesso lato.
- Dimensioni molto ridotte e compatte.
- Protezioni:
 - termica e cortocircuito;
 - contro le extra-tensioni di rete;
 - contro i sovraccarichi.
- Corrente regolata -8 %... + 5 % incluse variazioni di temperatura.

7 YEARS WARRANTY
3% FAILURE RATE

10 YEARS WARRANTY
5% FAILURE RATE

PRODUCER'S LIABILITY

10 YEARS WARRANTY TO THE CONSUMER ACCORDING TO THE CE MARKING REGULATIONS

The data shown are preliminary and may change - I dati riportati sono preliminari e potrebbero subire variazioni