

# STM HPFU

Direct current electronic drivers  
Alimentatori elettronici in corrente continua

Made in Italy 

constant CURRENT constant VOLTAGE

ripple FREE  $Pst LM \leq 1$   
 $SVM \leq 0,4$



UL-CLASS2 ENEC 05 M M EL SELV 60V  
CSA-LVLE PENDING

1.2

Single current drivers - With PFC - Switchable  
Alimentatori corrente singola - Con PFC - Non regolabili

1-2KV DIFF. 2KV COMM. SEC. SWITCH SAFETY PROTECTIONS

**Rated Voltage**  
Tensione Nominale  
100 ÷ 127 V <sup>(2)</sup>  
100 ÷ 240 V

**Frequency**  
Frequenza  
50-60 Hz

**AC Operation range**  
Tensione di utilizzo AC  
90 ÷ 264 V

**DC Operation range**  
Tensione di utilizzo DC  
(see page info15)  
176 ÷ 275 V

**Power - Potenza**  
1 ÷ 10 W

**iTHD**  
≥ 40% <sup>(1)</sup>

**Output current ripple**  
≤ 3% <sup>(1)</sup>

**Standards compliance**  
EN 55015  
EN 61000-3-2  
EN 61000-3-3  
EN 61347-1  
EN 61347-2-13  
EN 61547  
VDE 0710-T14

**Max. pcs for CB B16A**  
(see page info17)  
50 pcs

**In rush current**  
20A 170μsec

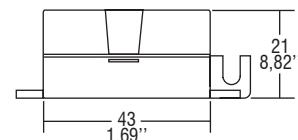
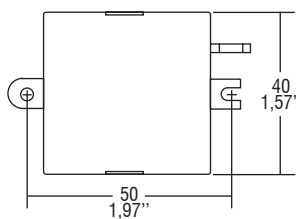
Article Articolo	Code Codice	P out W	V out DC <sup>(1)</sup>	I out DC	U out V	ta °C	tc °C	λ max. Power Factor	η max. Efficiency
STM 6W 500mA HPFU	127717	6	2...12,6	500 mA cost.	13	-25...+50 <sup>(2)</sup> /55	75	0,8 (0,9 <sup>(2)</sup> ) C	> 72
STM 6W 700mA HPFU	127718	6	2...8,5	700 mA cost.	13	-25...+50	70	0,80 C	-
STM 8W 350mA HPFU	127715	6 <sup>(2)</sup> /8	2...23	350 mA cost.	24	-20...+55 <sup>(2)</sup> /60	80	0,87 C	> 78
STM 10W 350mA HPFU	127716	6 <sup>(2)</sup> /10	2...30	350 mA cost.	32	-20...+55	80	0,88 C	> 79

<sup>(1)</sup> Referred to V<sub>in</sub> = 230 V, 100% load - Riferito a V<sub>in</sub> = 230 V, carico 100%

Light output level in DC operation: Factory default 100% EOfi=1

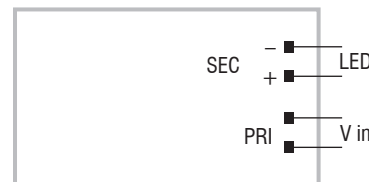
Livello di emissione luminosa in funzionamento DC: Impostazioni di fabbrica 100% EOfi=1

**BUILT-IN SCREW FIXING** Weight - Peso: gr. 35 / 1,23 oz.  
Pcs - Pezzi 90



**Wiring diagram - Schema di collegamento**

(Max. LED distance on page info8 - Massima distanza LED a pagina info8)



**Features**

- Driver for built-in use.
- Input and output terminal blocks on the same side.
- Single terminal at the primary and secondary circuit (wire cross-section up to 2,5 mm<sup>2</sup> / AWG13).
- Ultra compact size.
- It can be used for lighting equipment in protection class I and II.
- Driver can be secured with slot for screws.
- Protections:
  - against overheating and short circuits;
  - against mains voltage spikes;
  - against overloads.
- Current regulation -8 %...+5 % including temperature variations.

**Caratteristiche**

- Alimentatore da incorporare.
- Morsetti di entrata e uscita sullo stesso lato.
- Singolo morsetto su primario e secondario (sezione cavo fino a 2,5 mm<sup>2</sup> / AWG13).
- Dimensioni molto ridotte e compatte.
- Utilizzabile per apparecchi di illuminazione in classe di protezione I e II.
- Fissaggio dell'alimentatore tramite asole per viti.
- Protezioni:
  - termica e cortocircuito;
  - contro le extra-tensioni di rete;
  - contro i sovraccarichi.
- Corrente regolata -8 %...+ 5 % incluse variazioni di temperatura.

7 YEARS WARRANTY 3% FAILURE RATE  
10 YEARS WARRANTY 5% FAILURE RATE

PRODUCER'S LIABILITY TCI  
WARRANTY TO THE END OF THE LED'S LIFE

The data shown are preliminary and may change - I dati riportati sono preliminari e potrebbero subire variazioni