



Voltage
Tensione
220 - 240 V

Frequency
Frequenza
50-60 Hz

Potenza
Power
1 - 4,5 W

Supply current
Corrente di alimentazione
27 (1h) - 35 (3h) mA

Operating time
Autonomia
1-3 h
With TCI battery
Con batteria TCI

Charge time
Tempo di ricarica
12/24 h

ta °C: 0...+55

tc °C: 75

Standards compliance
EN 55015
EN 61000-3-2
EN 61347-2-13
EN 61347-2-7
EN 61547

Article Articolo	Code Codice	EMERGENCY DURATION		GREEN SIGNAL LED INCLUDED	Ni-Cd BATTERY	
		24h CHARGE	12h CHARGE		7,2 V - 1,6 Ah Linear - Lineare	2x 3,6 V - 4 Ah Linear - Lineare
ELED HP SLIM	123028	1h	-	✓	✓	
ELED HP/3 SLIM	123028/3	3h	1,5h	✓		✓

Only emergency driver, NO BATTERY - Solo driver emergenza, NO BATTERY		EMERGENCY DURATION		GREEN SIGNAL LED INCLUDED
Article Articolo	Code Codice	24h CHARGE	12h CHARGE	
ELED HP SLIM	123028NB	1h	-	✓
ELED HP/3 SLIM	123028/3NB	3h	1,5h	✓

160V output version available on request - Disponibile su richiesta versione uscita 160V

- It can be used for lighting equipment in protection class I and II.
- Instant emergency operation at mains failure.
- Maintained or not maintained operation (maintained operation suitable with electronic drivers or dimmable electronic drivers).
- Multi-power dimmable version DIP-SWITCH, constant current or constant voltage to power LED to LED modules.
- "High temperature" Ni-Cd battery.
- Charge indicator with GREEN LED.
- "Rest mode" facility with remote control device and 9V battery.
- **Do not stock battery and kit connected together.**

Technical data

- Length battery cable: 280 mm / 11".
- Length LED cable: 350 mm / 13,8".
- LED mounting hole: Ø 9 mm / 0,35".
- Supply current: 27 (1h) - 35 (3h) mA.
- Terminal blocks max. connection size: 1,5 mm² / AWG15.
- Max distance between driver and lamp: 2 mt / 6 ft.

- Utilizzabile per apparecchi di illuminazione in classe di protezione I e II.
- Intervento istantaneo ad ogni mancanza di rete.
- Funzionamento in sola emergenza o in luce continua (luce continua in abbinamento con alimentatori elettronici e alimentatori elettronici dimmerabili).
- Regolazione con DIP-SWITCH, per power LED a corrente costante o per moduli LED a tensione costante.
- Batteria tipo Ni-Cd "alta temperatura".
- Indicatore di ricarica con LED VERDE.
- Possibilità d'inibizione in "modo riposo" con interruttore esterno centralizzato connesso a batteria 9V.
- **Non immagazzinare collegati tra loro batteria e KIT.**

Dati tecnici

- Lunghezza cavo batteria: 280 mm / 11".
- Lunghezza cavo LED: 350 mm / 13,8".
- Foro di montaggio LED: Ø 9 mm / 0,35".
- Corrente di alimentazione: 27 (1h) - 35 (3h) mA
- Portata morsettieria: 1,5 mm² / AWG15.
- Distanza massima dall'alimentatore dalla lampada: 2 m / 6 ft.



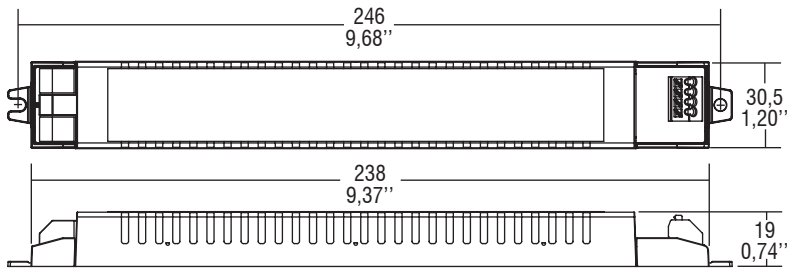
Only for emergency kit
Solo per kit emergenza

The data shown are preliminary and may change - I dati riportati sono preliminari e potrebbero subire variazioni

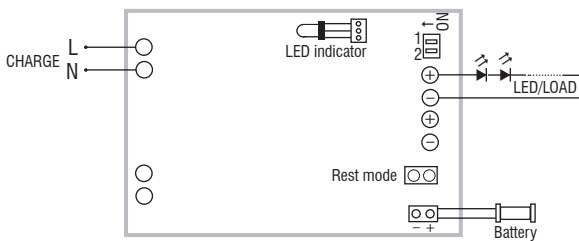
Emergency light KIT for power LED and LED modules KIT per luce d'emergenza per power LED e moduli LED

Made in Italy

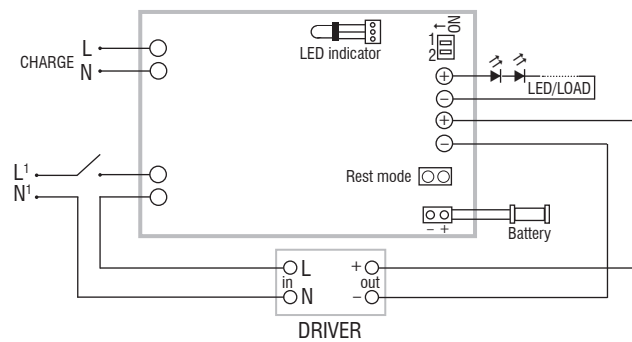
BUILT-IN SCREW FIXING Weight - Peso gr. 86 / 3 oz.
Pcs - Pezzi 70



Wiring diagrams - Schemi di collegamento (max. LED distance: 2 mt / 6 ft - Distanza max. LED: 2 mt / 6 ft).

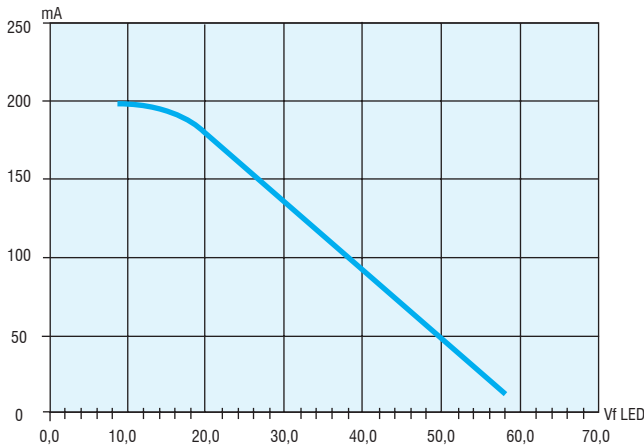


Non-maintained (emergency only) diagram
Collegamento non permanente (solo emergenza)

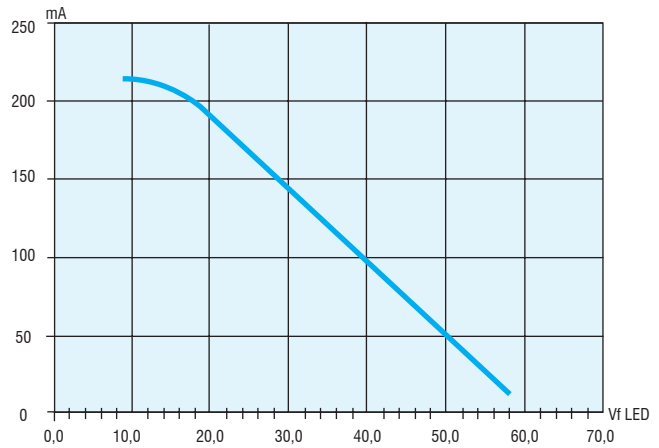


Maintained with external electronic driver diagram
Collegamento permanente (illuminazione ordinaria)

ELED HP SLIM 1h



ELED HP SLIM 3h



Dip-Switch position	Emergency working voltage (VL)	Emergency output current (1h)	Emergency output current (3h)	Max LED modules voltage controlled
A	9-12 V	200 mA	220 mA	20 W
B	9-24 V	200-160 mA	220-170 mA	40 W
C	9-46 V	200-70 mA	220-75 mA	-
D	9-58 V	200-25 mA	220-20 mA	-

LED emergency KIT
KIT emergenza LED

8.