

## Emergency light KIT for power LED and LED modules KIT per luce d'emergenza per power LED e moduli LED

Made in Italy

constant CURRENT constant VOLTAGE

ONLY WITH INCLUDED "ARTS ENERGY" BATTERY



ELED LP



ELED LP BI



**Voltage**  
Tensione  
220 - 240 V

**Frequency**  
Frequenza  
50-60 Hz

**Potenza**  
Power  
1,5 W

**Supply current**  
Corrente di alimentazione  
27 mA

**Operating time**  
Autonomia  
1-3 h  
With TCI battery  
Con batteria TCI

**Charge time**  
Tempo di ricarica  
12/24 h

**ta °C:** 0...+55

**tc °C:** 70

**Standards compliance**  
EN 55015  
EN 61000-3-2  
EN 61347-2-13  
EN 61347-2-7  
EN 61547

**Max. pcs for CB B16A**  
(see page info17)  
27 pcs

**In rush current**  
27A 250µsec

Only for emergency kit  
Solo per kit emergenza

Article Articolo	Code Codice	EMERGENCY DURATION		GREEN SIGNAL LED INCLUDED	Ni-Cd BATTERY		Battery case	
		24h CHARGE	12h CHARGE		7,2 V - 1,6 Ah COMPACT-COMPATTI	BOX		
ELED LP	123032	3h	2h	✓	✓			
ELED LP KIT	123032K	3h	2h	✓	✓			✓
ELED LP BI	123033	3h	2h	✓	✓			

Article Articolo	Code Codice	EMERGENCY DURATION		GREEN SIGNAL LED INCLUDED	Ni-MH BATTERY		Battery case	
		24h CHARGE	12h CHARGE		7,2 V - 1,1 Ah COMPACT-COMPATTI	7,2 V - 2 Ah COMPACT-COMPATTI	BOX 1h	BOX 3h
ELED LP/1	123034	1h	-	✓	✓			
ELED LP/1 KIT	123034K	1h	-	✓	✓			✓
ELED LP/1 BI	123036	1h	-	✓	✓			
ELED LP	123035	3h	2h	✓		✓		
ELED LP KIT	123035K	3h	2h	✓		✓		✓
ELED LP BI	123037	3h	2h	✓		✓		

Only emergency driver, NO BATTERY - Solo driver emergenza, NO BATTERY					EMERGENCY DURATION		GREEN SIGNAL LED INCLUDED
Article Articolo	Code Codice		24h CHARGE	12h CHARGE	24h CHARGE	12h CHARGE	
ELED LP/1	123034NB		1h	-	✓		✓
ELED LP/1 BI	123036NB		1h	-	✓		✓
ELED LP	123035NB		3h	2h	✓		✓
ELED LP BI	123037NB		3h	2h	✓		✓

- Class II protection against electric shock for direct or indirect contact (ELED LP).
- It can be used for lighting equipment in protection class I and II (ELED LP BI).
- Instant emergency operation at mains failure.
- Maintained or not maintained operation (maintained operation suitable with electronic drivers or dimmable electronic drivers).
- "High temperature" Ni-Cd / Ni-MH batteries.
- Charge indicator with GREEN LED.
- "Rest mode" facility with remote control device and 9V battery.
- **Keep the battery not connected to the kit until the final installation of the system (luminaire installation).**
- **Do not stock battery and kit connected together.**

### Technical data

- Length battery cable: 280 mm / 11".
- Length LED cable: 350 mm / 13,8".
- LED mounting hole: Ø 9 mm / 0,35".
- Supply current: 27 mA max.
- Terminal blocks max. connection size: 1,5 mm<sup>2</sup> / AWG15.
- Max distance between driver and lamp: 2 mt / 6 ft.

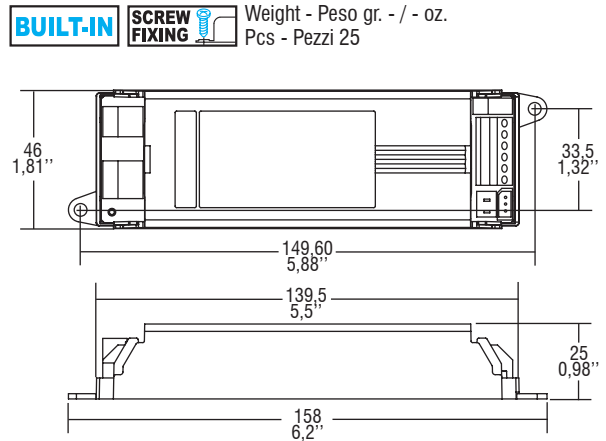
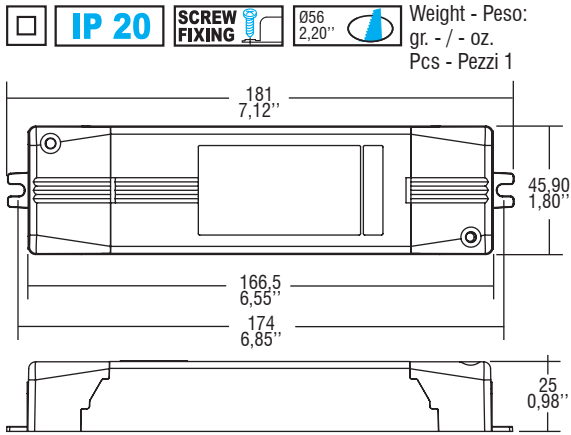
- Protetto in classe II contro le scosse elettriche per contatti diretti e indiretti (ELED LP).
- Utilizzabile per apparecchi di illuminazione in classe di protezione I e II (ELED LP BI).
- Intervento istantaneo ad ogni mancanza di rete.
- Funzionamento in sola emergenza o in luce continua (luce continua in abbinamento con alimentatori elettronici e alimentatori elettronici dimmerabili).
- Batterie tipo Ni-Cd / Ni-MH "alta temperatura".
- Indicatore di ricarica con LED VERDE.
- Possibilità d'inibizione in "modo riposo" con interruttore esterno centralizzato connesso a batteria 9V.
- **Mantenere la batteria non connessa al KIT fino all'installazione finale del sistema (installazione della lampada).**
- **Non immagazzinare collegati tra loro batteria e KIT.**

### Dati tecnici

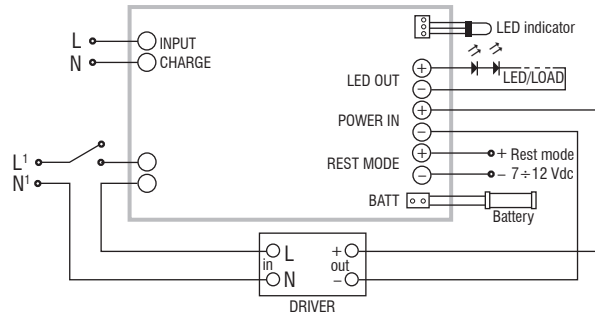
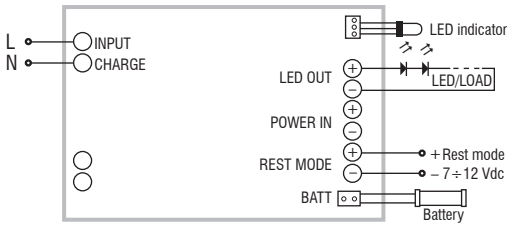
- Lunghezza cavo batteria: 280 mm / 11".
- Lunghezza cavo LED: 350 mm / 13,8".
- Foro di montaggio LED: Ø 9 mm / 0,35".
- Corrente di alimentazione: 27 mA max.
- Portata morsettiera: 1,5 mm<sup>2</sup> / AWG15.
- Distanza massima dall'alimentatore dalla lampada: 2 m / 6 ft.

**Emergency light KIT for power LED and LED modules**  
**KIT per luce d'emergenza per power LED e moduli LED**

Made in Italy



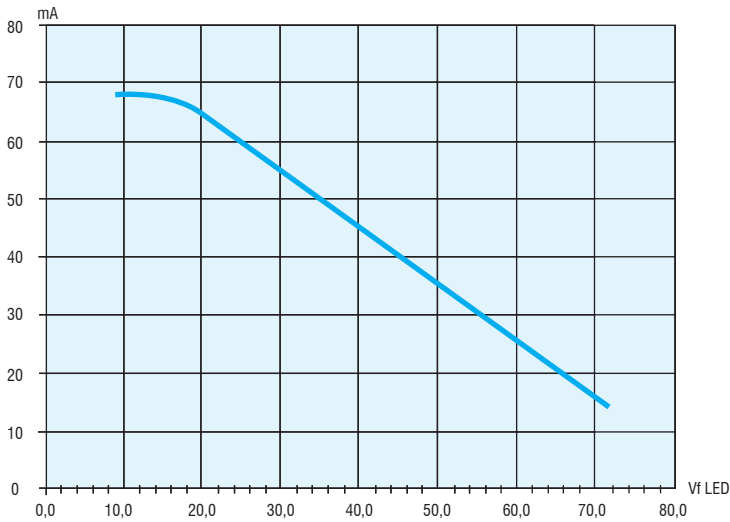
**Wiring diagrams - Schemi di collegamento** (max. LED distance: 2 mt / 6 ft - Distanza max. LED: 2 mt / 6 ft).



Non-maintained (emergency only) diagram  
 Collegamento non permanente (solo emergenza)

Maintained with external electronic driver diagram  
 Collegamento permanente (illuminazione ordinaria)

**ELED LP/1 - ELED LP**



LED emergency KIT  
 KIT emergenza LED

**8.**