

Emergency light KIT for power LED and LED modules KIT per luce d'emergenza per power LED e moduli LED

Made in Italy

constant CURRENT constant VOLTAGE

ONLY WITH INCLUDED "ARTS ENERGY" BATTERY



ELED HP



ELED HP BI

Voltage
Tensione
220 - 240 V

Frequency
Frequenza
50-60 Hz

Potenza
Power
2 - 4,5 W

Supply current
Corrente di alimentazione
27 (1h) - 35 (3h) mA

Operating time
Autonomia
1-3 h
With TCI battery
Con batteria TCI

Charge time
Tempo di ricarica
12/24 h

ta °C: 0...+55

tc °C: 75

Standards compliance
EN 55015
EN 61000-3-2
EN 61347-2-13
EN 61347-2-7
EN 61547

Max. pcs for CB B16A
(see page info17)
27 pcs

In rush current
27A 250µsec

Only for emergency kit
Solo per kit emergenza

Article Articolo	Code Codice	ex ELDN T code	EMERGENCY DURATION		GREEN SIGNAL LED INCLUDED	Ni-Cd BATTERY			Battery case	
			24h CHARGE	12h CHARGE		7,2 V - 1,6 Ah COMPACT-COMPATTI	7,2 V - 4 Ah COMPACT-COMPATTI	2x 3,6 V - 4 Ah LINEAR-LINEARE	BOX 1h	BOX 3h
ELED HP	123023	123010	1h	-	✓	✓				
ELED HP KIT	123023K	123010K	1h	-	✓	✓			✓	
ELED HP BI	123024	-	1h	-	✓	✓				
ELED HP/3	123023/3	123010/3	3h	1,5h	✓			✓		
ELED HP/3 KIT	123023/3K	123010/3K	3h	1,5h	✓		✓			✓
ELED HP/3 BI	123024/3	-	3h	1,5h	✓			✓		

Article Articolo	Code Codice	EMERGENCY DURATION		GREEN SIGNAL LED INCLUDED	Ni-MH BATTERY			Battery case	
		24h CHARGE	12h CHARGE		7,2 V - 2 Ah COMPACT-COMPATTI	7,2 V - 4 Ah COMPACT-COMPATTI	2x 3,6 V - 4 Ah LINEAR-LINEARE	BOX 1h	BOX 3h
ELED HP	123025	1h	1h	✓	✓				
ELED HP KIT	123025K	1h	1h	✓	✓				✓
ELED HP BI	123026	1h	1h	✓	✓				
ELED HP/3	123025/3	3h	1,5h	✓			✓		
ELED HP/3 KIT	123025/3K	3h	1,5h	✓		✓			✓
ELED HP/3 BI	123026/3	3h	1,5h	✓			✓		

Only emergency driver, NO BATTERY - Solo driver emergenza, NO BATTERY			EMERGENCY DURATION		GREEN SIGNAL LED INCLUDED
Article Articolo	Code Codice	ex ELDN T code	24h CHARGE	12h CHARGE	
ELED HP	123023NB	123010NB	1h	-	✓
ELED HP BI	123024NB	-	1h	-	✓
ELED HP/3	123023/3NB	123010/3NB	3h	1,5h	✓
ELED HP/3 BI	123024/3NB	-	3h	1,5h	✓

- Class II protection against electric shock for direct or indirect contact (ELED HP).
- It can be used for lighting equipment in protection class I and II (ELED HP BI).
- Instant emergency operation at mains failure.
- Maintained or not maintained operation (maintained operation suitable with electronic drivers or dimmable electronic drivers).
- Multi-power dimmable version DIP-SWITCH, constant current or constant voltage to power LED to LED modules.
- "High temperature" Ni-Cd / Ni-MH batteries.
- Charge indicator with GREEN LED.
- "Rest mode" facility with remote control device and 9V battery.
- **Keep the battery not connected to the kit until the final installation of the system (luminaire installation).**
- **Do not stock battery and kit connected together.**

Technical data

- Length battery cable: 280 mm / 11".
- Length LED cable: 350 mm / 13,8".
- LED mounting hole: Ø 9 mm / 0,35".
- Supply current: 27 (1h) - 35 (3h) mA
- Terminal blocks max. connection size: 1,5 mm² / AWG15.
- Max distance between driver and lamp: 2 mt / 6 ft.

- Protetto in classe II contro le scosse elettriche per contatti diretti e indiretti (ELED HP).
- Utilizzabile per apparecchi di illuminazione in classe di protezione I e II (ELED HP BI).
- Intervento istantaneo ad ogni mancanza di rete.
- Funzionamento in sola emergenza o in luce continua (luce continua in abbinamento con alimentatori elettronici e alimentatori elettronici dimmerabili).
- Regolazione con DIP-SWITCH, per power LED a corrente costante o per moduli LED a tensione costante.
- Batterie tipo Ni-Cd / Ni-MH "alta temperatura".
- Indicatore di ricarica con LED VERDE.
- Possibilità d'inibizione in "modo riposo" con interruttore esterno centralizzato connesso a batteria 9V.
- **Mantenere la batteria non connessa al KIT fino all'installazione finale del sistema (installazione della lampada).**
- **Non immagazzinare collegati tra loro batteria e KIT.**

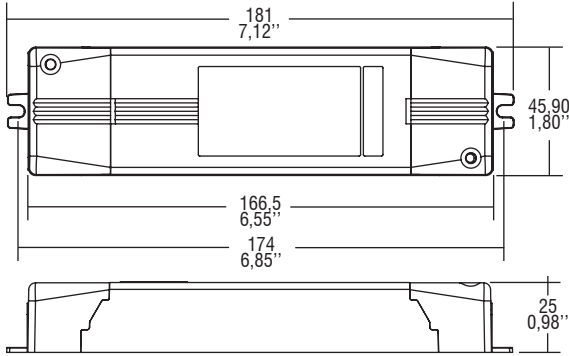
Dati tecnici

- Lunghezza cavo batteria: 280 mm / 11".
- Lunghezza cavo LED: 350 mm / 13,8".
- Foro di montaggio LED: Ø 9 mm / 0,35".
- Corrente di alimentazione: 27 (1h) - 35 (3h) mA
- Portata morsetteria: 1,5 mm² / AWG15.
- Distanza massima dall'alimentatore dalla lampada: 2 m / 6 ft.

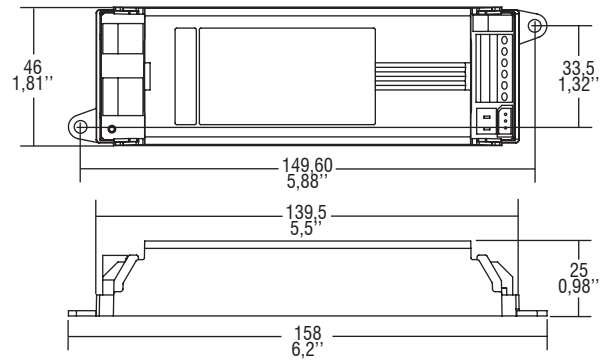
Emergency light KIT for power LED and LED modules KIT per luce d'emergenza per power LED e moduli LED

Made in Italy

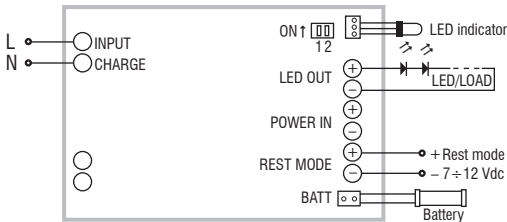
IP 20 **SCREW FIXING** $\varnothing 56$ 2,20" Weight - Peso: gr. - / - oz. Pcs - Pezzi 1



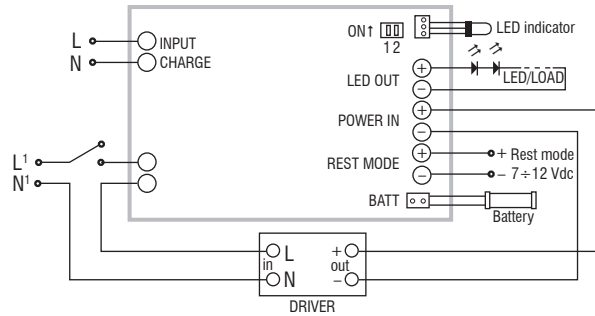
BUILT-IN **SCREW FIXING** Weight - Peso gr. - / - oz. Pcs - Pezzi 25



Wiring diagrams - Schemi di collegamento (max. LED distance: 2 mt / 6 ft - Distanza max. LED: 2 mt / 6 ft).

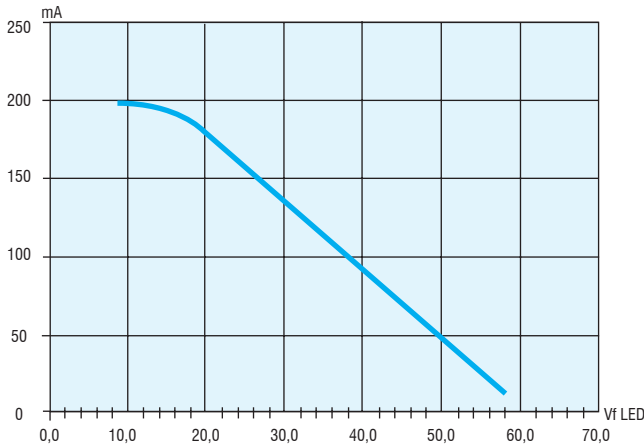


Non-maintained (emergency only) diagram
Collegamento non permanente (solo emergenza)

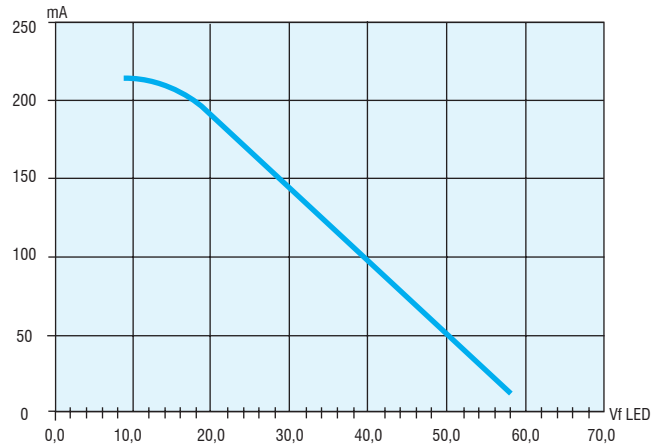


Maintained with external electronic driver diagram
Collegamento permanente (illuminazione ordinaria)

ELED HP 1h



ELED HP 3h



DIP-SWITCH	Working voltage during emergency (V_1) Tensione di lavoro in emergenza (V_1)	Output current during emergency (I) Corrente in uscita in emergenza (I)	Power max. for LED modules Potenza max. per moduli LED
A	12 V cost.	$200 \pm 10\%$	24 W
B	24 V cost.	$160 \pm 10\%$	30 W
C	46 V cost.	$60 \pm 10\%$	50 W
D	9...58 V	200...30mA	-

LED emergency KIT
KIT emergenza LED

8.