ELDN T

Emergency light KIT for power LED and LED modules
KIT per luce d'emergenza per power LED e moduli LED

Made in Italy

constant CURRENT | constant VOLTAGE

M M EL SELV 120V

DIP-SWITCH | SAFETY PROTECTIONS

Voltage
Tensione
220 - 240 V

Frequency
Frequenza
50/60 Hz

Potenza
Power
3 - 7 W

Supply current
Corrente di alimentazione:
20 mA

Operating time
Autonomia:
1-3 h
With TCI battery
Con batteria TCI

Charge time
Tempo di ricarica:
24 h

ta °C: 0...+60

tc °C: 80

				Ni-Cd BATTERY			Battery case	
Code Codice	**ELDN T** (1h)	**ELDN T-3**[1] (3h)	signal LED	**7,2 V - 1,6 Ah** COMPACT - COMPATTI	**7,2 V - 4 Ah** COMPACT - COMPATTI	**2x 3,6 V - 4 Ah** LINEAR - LINEARE	**BOX 1h**	**BOX 3h**
123010	✓		✓	✓				
123010K	✓		✓	✓			✓	
123010/3		✓	✓			✓		
123010/3K		✓	✓		✓			✓
123010NB	✓		✓					
123010/3NB		✓	✓					

[1] **90 minutes emergency operation for 12 hours charge (only for ELDN T-3)**
90 minuti di funzionamento in emergenza con 12 ore di carica (solo per ELDN T-3)

Reference Norms
Norme di riferimento:
EN 55015
EN 61000-3-2
EN 61347-2-13
EN 61347-2-7
EN 61547

Max. pcs for CB B16A
(see page info17)
27 pcs

In rush current
27A 250μsec

7 YEARS WARRANTY 3% FAILURE RATE | 10 YEARS WARRANTY 5% FAILURE RATE

PRODUCER'S LIABILITY TCI | POWERED WITH ELECTRONIC WARRANTY 10 YEARS 10 ACCORDING TO TCI CATALOGUE CONDITIONS 2018

Only for emergency kit
Solo per kit emergenza

- Class II protection against electric shock for direct or indirect contact.
- Instant emergency operation at mains failure.
- Maintained or not maintained operation (maintained operation suitable with electronic drivers or dimmable electronic drivers).
- Multi-power dimmable version DIP-SWITCH, constant current or constant voltage to power LED to LED modules.
- "High temperature" Ni-Cd batteries.
- Charge indicator with LED.
- Protection device against extensive discharge.
- "Rest mode" facility with remote control device.
- Keep the battery not connected to the kit until the final installation of the system (luminaire installation).
- **Do not stock battery and kit connected together.**

Technical data
- Length battery cable: 280 mm / 11''.
- Length LED cable: 350 mm / 13,8''.
- LED mounting hole: Ø 9 mm / 0,35''.
- Supply current: 20 mA max.
- Terminal blocks max. connection size: 1,5 mm^2 / AWG15.
- Max distance between driver and lamp: 2 mt / 6 ft.

- Protetto in classe II contro le scosse elettriche per contatti diretti e indiretti.
- Intervento istantaneo ad ogni mancanza di rete.
- Funzionamento in sola emergenza o in luce continua (luce continua in abbinamento con alimentatori elettronici e alimentatori elettronici dimmerabili).
- Regolazione con DIP-SWITCH, per power LED a corrente costante o per moduli LED a tensione costante.
- Batterie al Ni-Cd "alta temperatura".
- Indicatore di ricarica a LED.
- Dispositivo di protezione contro le scariche prolungate.
- Possibilità d'inibizione in "modo riposo" con telecomando esterno centralizzato.
- Mantenere la batteria non connessa al KIT fino all'installazione finale del sistema (installazione della lampada).
- **Non immagazzinare collegati tra loro batteria e KIT.**

Dati tecnici
- Lunghezza cavo batteria: 280 mm / 11''.
- Lunghezza cavo LED: 350 mm / 13,8''.
- Foro di montaggio LED: Ø 9 mm / 0,35''.
- Corrente di alimentazione: 20 mA max.
- Portata morsettiera: 1,5 mm^2 / AWG15.
- Distanza massima dall'alimentatore dalla lampada: 2 m / 6 ft.

ELDN T

Emergency light KIT for power LED and LED modules
KIT per luce d'emergenza per power LED e moduli LED

Made in Italy

IP 20 | SCREW FIXING | Ø56 2,20''

Weight - Peso:
gr. 185 / 6,52 oz.
Pcs - Pezzi 1

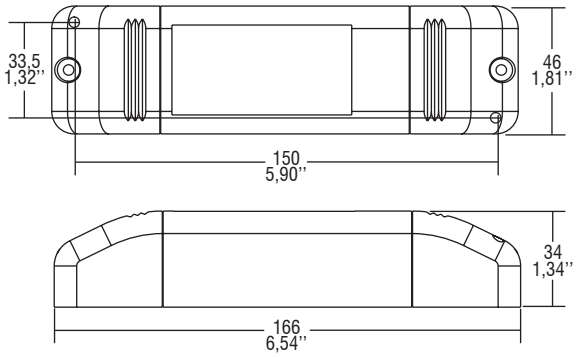

Wiring diagrams - Schemi di collegamento

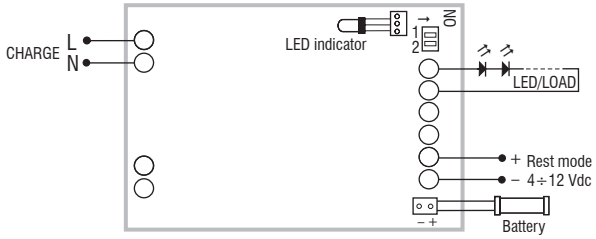

Non-maintained (emergency only) diagram
Collegamento non permanente (solo emergenza)

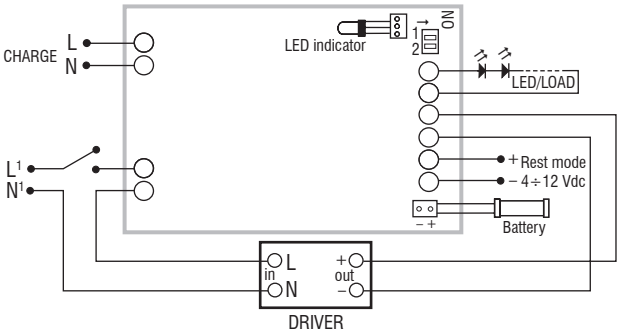

Maintained with external electronic driver diagram
Collegamento permanente (illuminazione ordinaria)

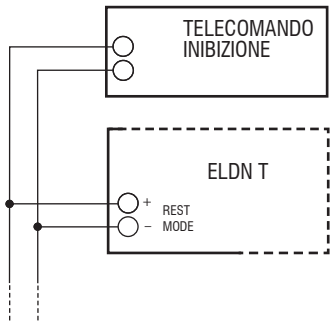

Remote control device diagrams
Collegamento con telecomando esterno centralizzato

Remote control device
It allows both to switch off the emergency lamps during emergency mode. The rest mode is automatically resetted when mains voltage is restored. This remote control device can be installed so as to operate several emergency units at the same time.
Con telecomando esterno centralizzato
Permette lo spegnimento delle lampade durante il funzionamento in emergenza. Al rientro della tensione di rete il sistema si predisporrà ad un nuovo intervento in emergenza.

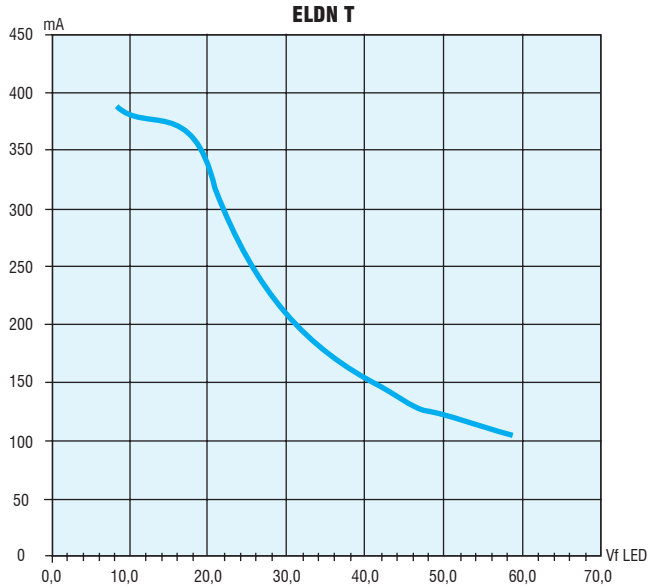

DIP-SWITCH	Working voltage during emergency (V_L) Tensione di lavoro in emergenza (V_L)	Output current during emergency (I) Corrente in uscita in emergenza (I)	n° LED max.	Power max. for LED modules Potenza max. per moduli LED
A	9...12 V	350 ± 10%	3/4	24 W
B	9...24 V	350...250mA	7/8	30 W
C	9...46 V	350...125mA	12/14	-
D	9...58 V	350...100mA	17/18	-