

Motion and daylight sensors for indoor use
Sensori di movimento e luce diurna per uso interno

Made in Italy 

W.3

BlueLight
BLLink



Wireless systems components - BLL
Componenti per sistemi wireless - BLL



BLL PIR DAYLIGHT



BLL PIR DAYLIGHT BI

Rated Voltage**Tensione Nominale**

110 ÷ 127 V

220 ÷ 240 V


5 ÷ 48 Vdc ⁽¹⁾**Standards compliance**

EN 61347-1

EN 61347-2-11

Article Articolo	Code Codice	Type Tipo	Visual field Campo visivo	Detection length Lunghezza di rilevamento
BLL PIR DAYLIGHT V1	135097	Standard detection type	120° x 106°	5 mt / 16,4 ft
BLL PIR DAYLIGHT BI V1 ⁽¹⁾	135101			
BLL PIR DAYLIGHT V2	135098	Slight motion detection type	107° x 106°	3,3 mt / 10,8 ft
BLL PIR DAYLIGHT BI V2 ⁽¹⁾	135102			
BLL PIR DAYLIGHT V3	135099	Spot detection type	57° x 42°	6 mt / 19,6 ft
BLL PIR DAYLIGHT BI V3 ⁽¹⁾	135103			
BLL PIR DAYLIGHT V4	135100	Long distance detection type	120° x 107°	10 mt / 32,8 ft
BLL PIR DAYLIGHT BI V4 ⁽¹⁾	135104			

⁽¹⁾ Only for built-in versions - Solo per versioni da incorporare

**Features**

- PIR Motion sensor with 4 different detection types: Standard, Slight motion, Spot and Long distance
- Daylight sensor for indoor constant light with adjustable level of ambient light (1 - 6500 lx) for PIR sensor activation
- Several PIR / light intensity combinations
- Fully configurable using the "BLL PLUS" APP

Caratteristiche

- Sensore di movimento PIR con 4 tipologie di rilevamento: Standard, Slight motion, Spot and Long distance
- Sensore di luce diurna per interni con regolazione dell'intensità luminosa dell'ambiente (1 - 6500 lx) per attivazione del sensore PIR
- Differenti combinazioni PIR / intensità luminosa
- Completamente configurabili tramite APP "BLL PLUS"



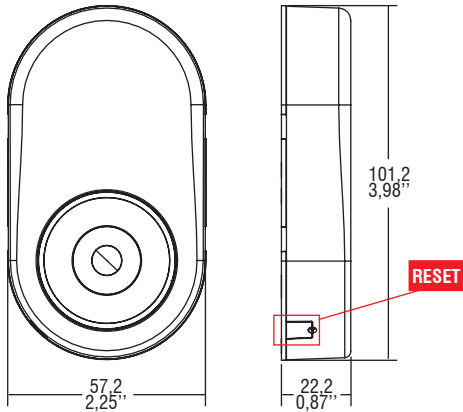
BLL PIR DAYLIGHT

Motion and daylight sensors for indoor use
 Sensori di movimento e luce diurna per uso interno

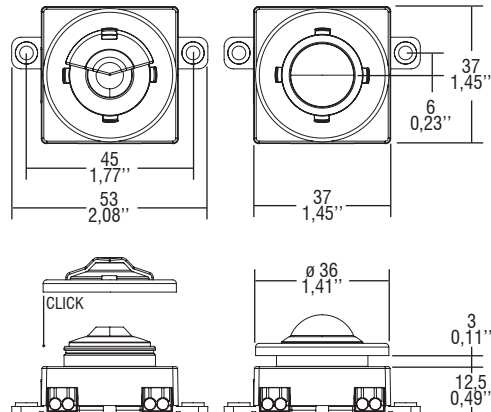
Made in Italy

W.3
 Wireless systems components - BLL
 Componenti per sistemi wireless - BLL

IP 20 **SCREW FIXING** Weight - Peso gr. _ / _ oz.
 Pcs - Pezzi _



BUILT-IN Weight - Peso gr. _ / _ oz.
 Pcs - Pezzi _



Wiring diagrams - Schemi di collegamento

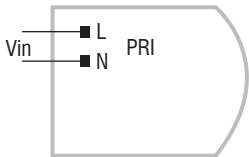


Diagram BLL PIR DAYLIGHT

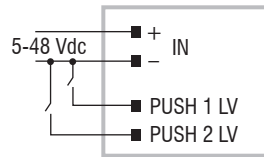
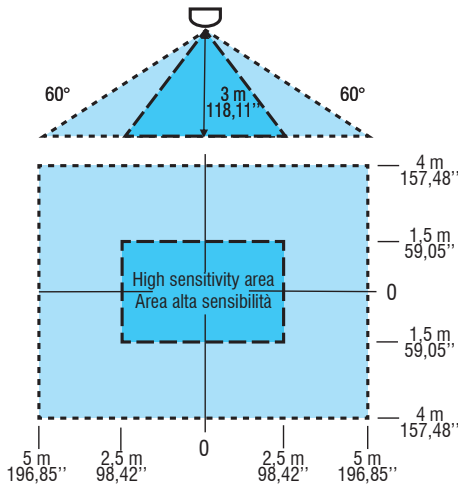
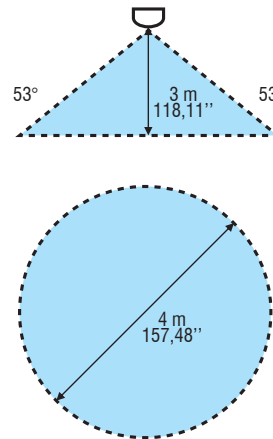


Diagram BLL PIR DAYLIGHT BI

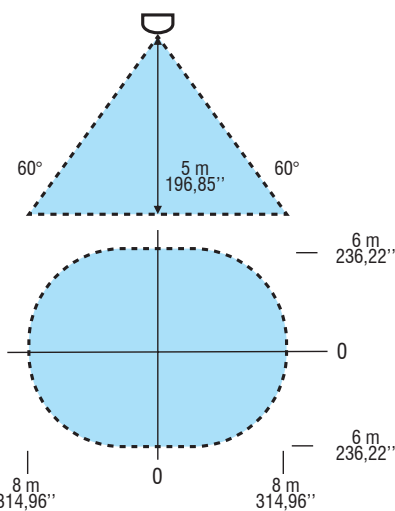
Standard detection



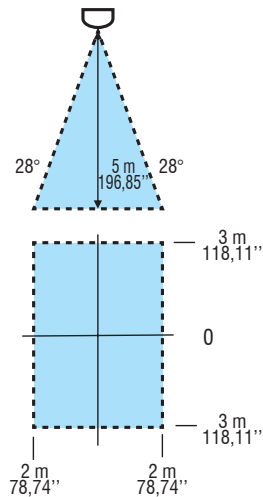
Slight detection



Long range detection



Spot detection



For additional details see the datasheet on our website www.tci.it - Per maggiori dettagli consultare la scheda tecnica sul nostro sito www.tci.it