MILANOinTRACK 40/300-1050

Track adapter with built-in LED driver
Adattatore da binario con LED driver incorporato

Made in Italy

constant CURRENT MILANO in track®

RIPPLE FREE

Pst LM ≤ 1
SVM ≤ 0,4



Accessories not supplied Accessori non a corredo	
Article Articolo	**Code - Codice**
KIT IP40	2 x 488787586 (White - Bianco) 2 x 488787586N (Black - Nero) 2 x 488787586G (Grey - Grigio)

Minimum order 100 pcs
ordine minimo 100 pezzi

(1) Referred to V_{in} = 230 V, 100% load
Riferito a V_{in} = 230 V, carico 100%
(3) Pout > 10 W

2kV DIFF. 4kV COMM. | ACTIVE PFC | DIP-SWITCH | SEC. SWITCH | SAFETY PROTECTIONS

Rated Voltage
Tensione Nominale
220 ÷ 240 V

Frequency
Frequenza
50-60 Hz

Rated Current
Corrente Nominale
0,26 A

Inrush Current
Corrente di Spunto
5 A - 50 µS

Max. pcs for MCB B16A
50

Output Power
Potenza Uscita
1,5 ÷ 40 W

iTHD
≤ 15% (1)

Output current ripple
≤ 3% (1)

Standards compliance
EN 55015
EN 61000-3-2
EN 61000-3-3
EN 61347-1
EN 61347-2-13
EN 61547

Article Articolo	P out W	V out DC	I out DC	V out max.	ta °C	tc °C	λ max. Power Factor	η max. Efficiency(1)
MILANOinTRACK 40/300-1050	12,6	5...42	300 mA	59	0...+35	85	0,97 (3)	> 87 %
	14,7	5...42	350 mA					
	16,8	5...42	400 mA					
	18,9	5...42	450 mA					
	21	5...42	500 mA					
	23	5...42	550 mA					
	25,2	5...42	600 mA					
	27,3	5...42	650 mA					
	29,4	5...42	700 mA					
	31,5	5...42	750 mA					
	33,6	5...42	800 mA					
	34	5...40	850 mA					
	36	5...40	900 mA					
	38	5...40	950 mA					
	40	5...40	1 A					
	40	5...38	1,05 A					

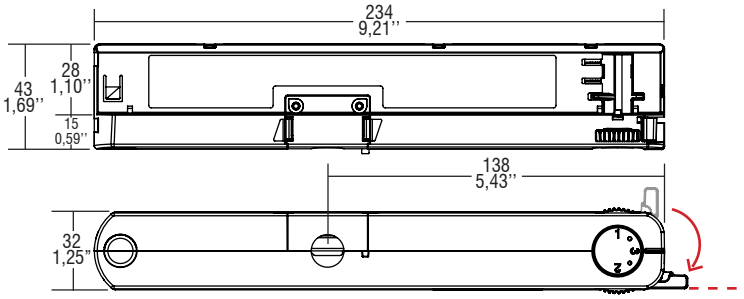

WARNING: During installation do not exceed the limit indicated — Risk of breakage.
ATTENZIONE: in fase di installazione non superare questo limite — Pericolo di rottura.

Article Articolo	Code Codice	Color Colore
40/300-1050	127870	White - Bianco RAL 9010
40/300-1050	127871	Grey - Grigio RAL 7040
40/300-1050	127872	Black - Nero RAL 9005

Weight - Peso: gr. 150 / 5,3 oz.
Pcs per box - pezzi per scatola: 40



Features
- **Not dimmable driver.**
- Suitable for vertical position track applications.
- Easy to mount through inventive nipple design.
- Multipower device supplied with dip-switch for the selection of the output current.
- Active Power Factor Corrector.
- Suitable for Class II applications.
- Current regulation ±5/6 % including temperature variations.
- Output push-in terminal blocks: 0,2...0,5 mm².
- Protections:
  - against overheating and short circuits;
  - against mains voltage spikes;
  - against overloads.
- Thermal protection = C.5.a.

Caratteristiche
- **Alimentatore non regolabile.**
- Adatto all'uso con track in posizione verticale.
- Facile da montare con innovativi attacchi.
- Dispositivo multipotenza fornito di dip-switch per la selezione della corrente in uscita.
- PFC attivo.
- Adatto ad applicazioni Classe II.
- Corrente regolata ±5/6 % incluse variazioni di temperatura.
- Morsetti di uscita ad innesto rapido: 0,2...0,5 mm².
- Protezioni:
  - termica e cortocircuito;
  - contro le extra-tensioni di rete;
  - contro i sovraccarichi.
- Protezione termica = C.5.a.

7 YEARS WARRANTY 3% FAILURE RATE
10 YEARS WARRANTY 5% FAILURE RATE

The data shown are preliminary and may change - I dati riportati sono preliminari e potrebbero subire variazioni